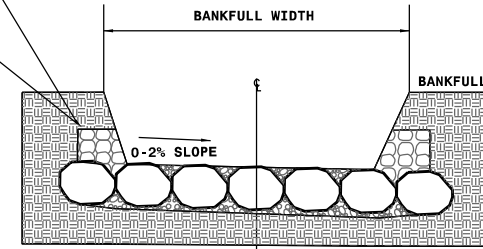
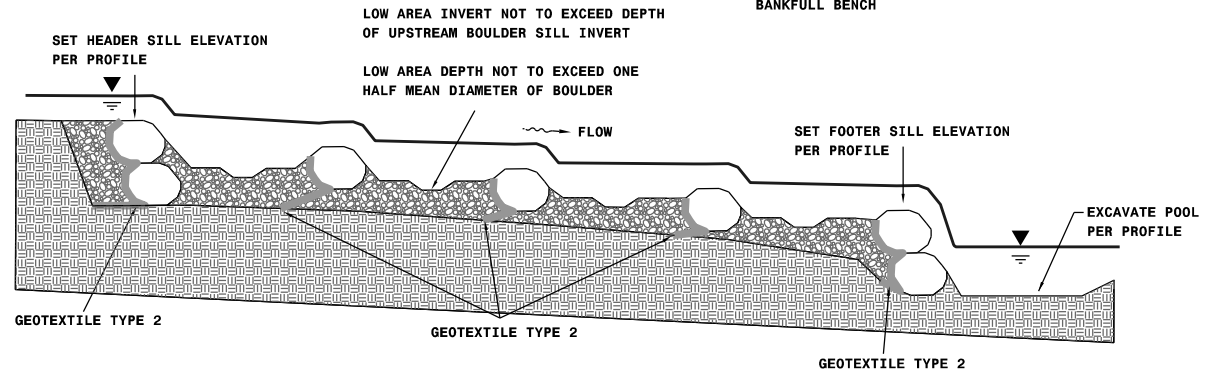
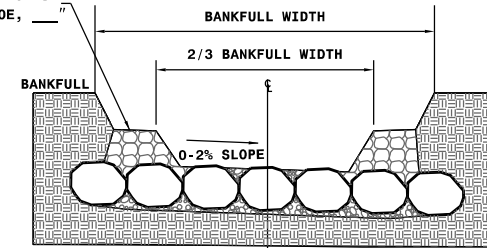


ROCK TOE PROTECTION - INSTALL LARGER SIZE RIP RAP OR SMALL BOULDERS AT BANK TOE, " " DIAMETER OR LARGER

MAY BE COVERED WITH SOIL OR EXPOSED DEPENDING ON TYPICAL SECTION



ROCK TOE PROTECTION - INSTALL LARGER SIZE RIP RAP OR SMALL BOULDERS AT BANK TOE, " " DIAMETER OR LARGER



- NOTES:
1. PLACE GEOTEXTILE ON THE UPSTREAM SIDE OF ALL BOULDER SILLS IN THE CONSTRUCTED RIFFLE.
  2. BOULDER SILLS MAY OVERLAP AND ANCHOR THE BOULDER SILL DIRECTLY UPSTREAM.
  3. THE BOULDER SILL SHALL ALL BE CONSTRUCTED TO BE SUBMERGED OR COVERED AT LOW FLOWS.
  4. BOULDERS SHALL HAVE A MEAN DIAMETER OF " ".
  5. RIFFLE BED MATERIAL MIX TO BE " " NOM. THICKNESS % CLASS " , % CLASS " , AND % NCDOT NO. " STONE (ALL % BY VOLUME).

## BOULDER ROCK AND ROLL RIFFLE DETAIL

NOT TO SCALE